


EXPERIMENTIEREN MIT VIKA

INSEKTEN UND BLUMEN. ARBEITSBLATT


Vor dem Sehen: Wortschatzarbeit.

1. Was ist das? Verbinde.

der Schmetterling



der Marienkäfer




die Biene



Während des Sehens.

2. Zeichne die Blumen.



eine Blume



zwei Blumen



drei Blumen

Zeichne die Blumen.




vier Blumen




fünf Blumen


3. Male aus.




gelb




orange



blau




rot




weiß


4. Schreib die Farben.
















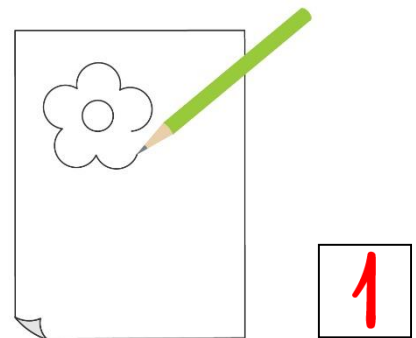
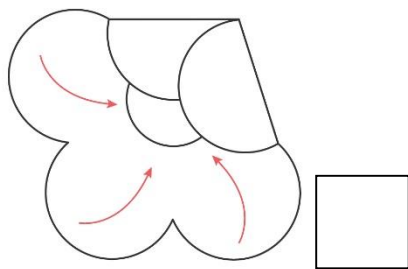
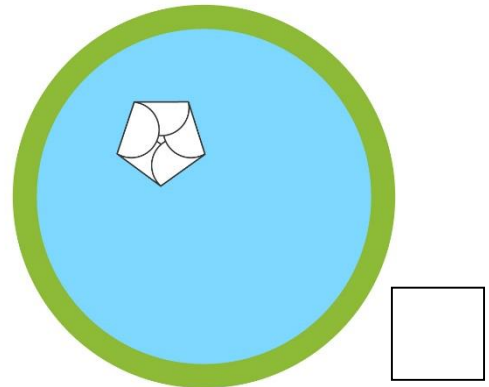



5. Was brauchen wir für unser Experiment?

Markiere  "Daumen hoch  / unter 






6. Was machen wir? Nummeriere.



Nach dem Sehen.

7. Zeichne deine Blumen und mach das Experiment.



ZUSÄTZLICHE AUFGABEN

Vor dem Sehen: Wortschatzarbeit:

Zu Übung 1:

<https://learningapps.org/watch?v=pijssppka21>



Während des Sehens:

Zu Übung 2 (1):

<https://wordwall.net/de/resource/26869375>



Zu Übung 2 (2):

<https://wordwall.net/de/resource/26869470>



Zu Übung 3:

<https://learningapps.org/watch?v=puacd4sxt21>



Zu Übung 4:

<https://wordwall.net/de/resource/26869640>



Zu Übung 5 (1):

<https://learningapps.org/watch?v=pfutswgu221>



Zu Übung 5 (2):

<https://www.jigsawplanet.com/?rc=play&pid=1f800f34a967>

Zu Übung 6:

<https://learningapps.org/watch?v=prw0qj5hk21>

