

# INSTALLATION OF THE ONLEIHE APP (FOR ANDROID)

On this page we show you how to install and set up the Onleihe app for your iOS device. The app enables you to use our [digital library \(bit.ly/OnleiheEN\)](https://bit.ly/OnleiheEN) containing more than 35,000 German language media on mobile devices.

## STEP 1: MEIN GOETHE.DE

To use the Onleihe, a one-time registration is required via our website at “Mein Goethe.de”.

If you do not yet have an account on our website, please [register \(bit.ly/GoetheRegister\)](https://bit.ly/GoetheRegister). Registration and use of the media are free of charge.

## STEP 2: ACTIVATE ONLEIHE

After logging in, click the menu item "My Elibrary" and then click “Log in”.

>> [Activate Onleihe \(bit.ly/OnleiheActivation\)](https://bit.ly/OnleiheActivation)

## STEP 3: OPEN THE ONLEIHE

Open the Onleihe website once to complete the activation process.

>> [Onleihe \(bit.ly/OnleiheSeite\)](https://bit.ly/OnleiheSeite)

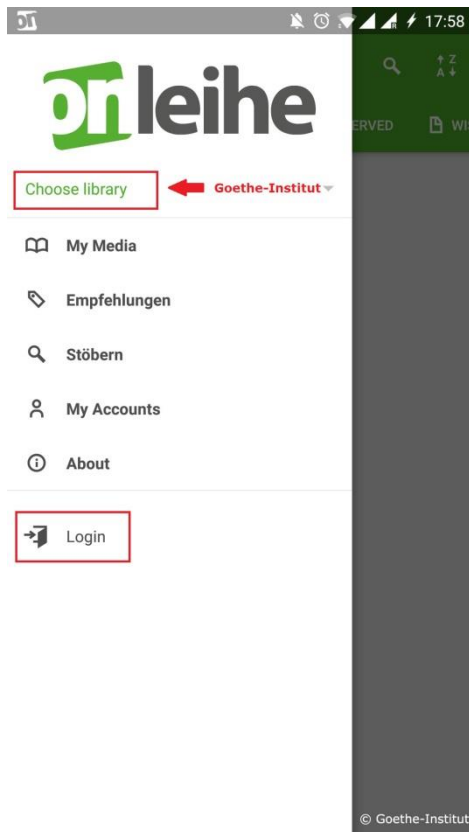
## STEP 4: DOWNLOAD APP

Now download the app to use the Onleihe on your smartphone.

>> [Onleihe-app in Google Play Store \(bit.ly/OnleiheAppAndroid\)](https://bit.ly/OnleiheAppAndroid)

Open app after installation.

## STEP 5: LOGIN

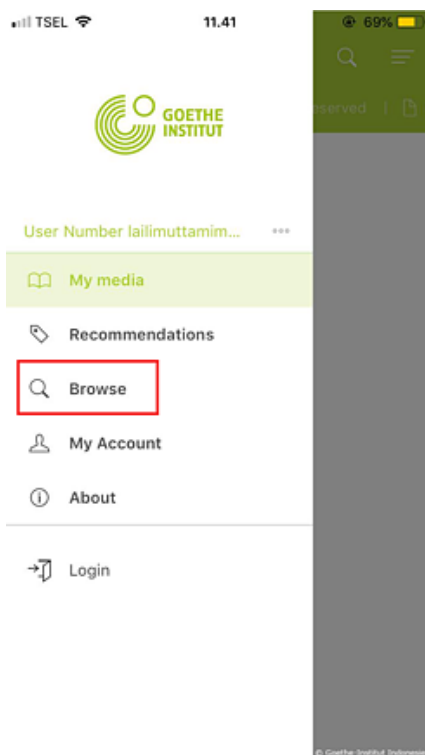


Open the menu of the Onleihe app (three bars in the upper left corner of the app).

>> Choose **Goethe-Institut** as a library.

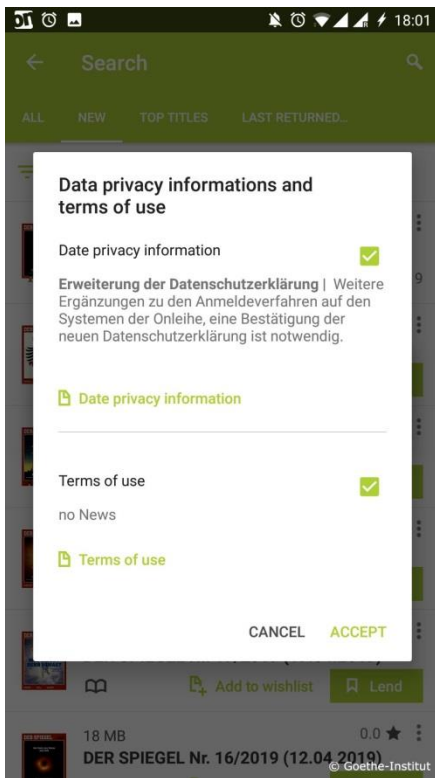
>> Log in using your credentials for **My Goethe.de**.

## STEP 6: DOWNLOAD A MEDIUM



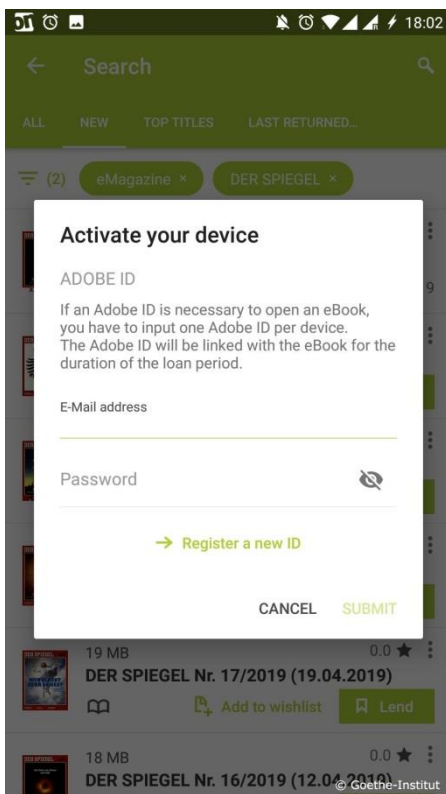
You are now logged in! Select the menu item "Browse" to look for and download media.

## STEP 7: ACCEPT TERMS OF USE



The first time you download a medium you will be automatically prompted to agree to the data protection statement and to the conditions of use. Please confirm your acceptance.

## STEP 8: ADOBE ID



The first time you download a medium you have to enter your Adobe ID. If you do not have an Adobe ID, click [here \(bit.ly/AdobeIDAccount\)](https://bit.ly/AdobeIDAccount) to obtain one free of charge. You do not have to enter an Adobe ID for subsequent media downloads.

The installation and activation of the Onleihe app is now complete. If you are having installation problems, please contact us using the [support form \(bit.ly/OnleiheForm\)](https://bit.ly/OnleiheForm). We would be happy to help you!

We wish you much fun browsing our collection of digital media.