



YOUR DIGITAL COURSES IN ZOOM

GOETHE-INSTITUT MYANMAR

**GOETHE
INSTITUT**

Sprache. Kultur. Deutschland.

HOW TO ACCESS YOUR COURSE

- You can use your Smartphone (Option A) or your laptop/desktop PC (Option B) to join a class.
Using a laptop/desktop PC would be the best way to join a class, since you will be able to use all tools properly.
- You will need a stable internet connection/WIFI.
- If it is possible please kindly use a headset with a microphone

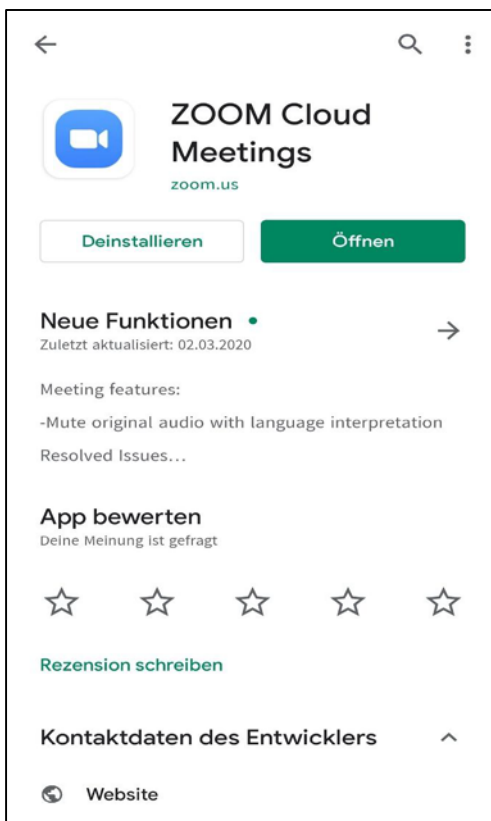
Option A (For Smartphone)

Please follow these three steps, if you are using your Smartphone.

Please enter the classroom „zoom” at least 15 minutes before the class begins.

Step 1:

Download the app „ZOOM Cloud Meetings” from your app store or play store and install the app on your smartphone.



Step 2:

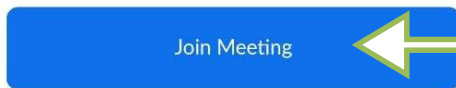
You will receive a link from your teacher via E-Mail / whatsapp.
Click on the link to join the class.

Example link: <https://us04web.zoom.us/j/8389620526>

Once you click on the link, the following browser will open:

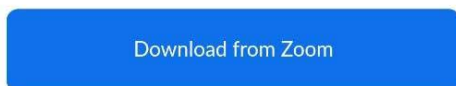
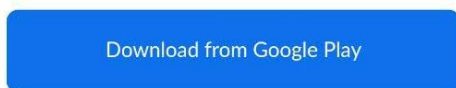


If the Zoom app is installed, please click "Join Meeting."



First time using Zoom on this device? Please download the Zoom app from the Google Play store or directly from "Download from Zoom" below.

Enter ID: 8389620526 after you install the Zoom app.



Click on „Join Meeting“.

Step 3:

Now the classroom opens in ZOOM.

Please kindly wait until your teacher begins the class.

Persönlicher Meetingraum v... [Verlassen](#)

 Warten auf den Host um diese Meeting zu starten

Meeting-ID: 838-962-0526

Uhrzeit: Dies ist ein
wiederkehrendes Meeting

Falls Sie der Host sind, melden Sie sich bitte an,
um diese Meeting zu starten

[Anmelden](#)

Option B (For laptop/desktop PC)

Step 1:

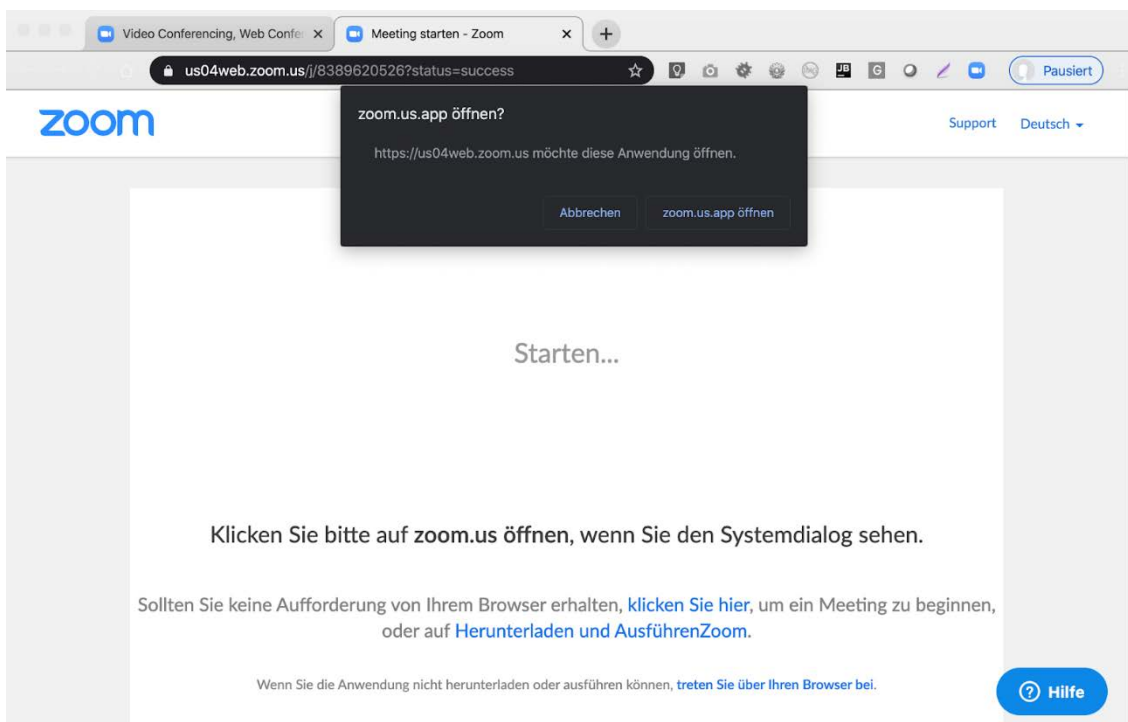
You will receive a link from your teacher via E-Mail / WhatsApp.

Click on the link to join the class.

Example link: <https://us04web.zoom.us/j/8389620526>

Step 2:

Once you click on the link, the following browser will open:

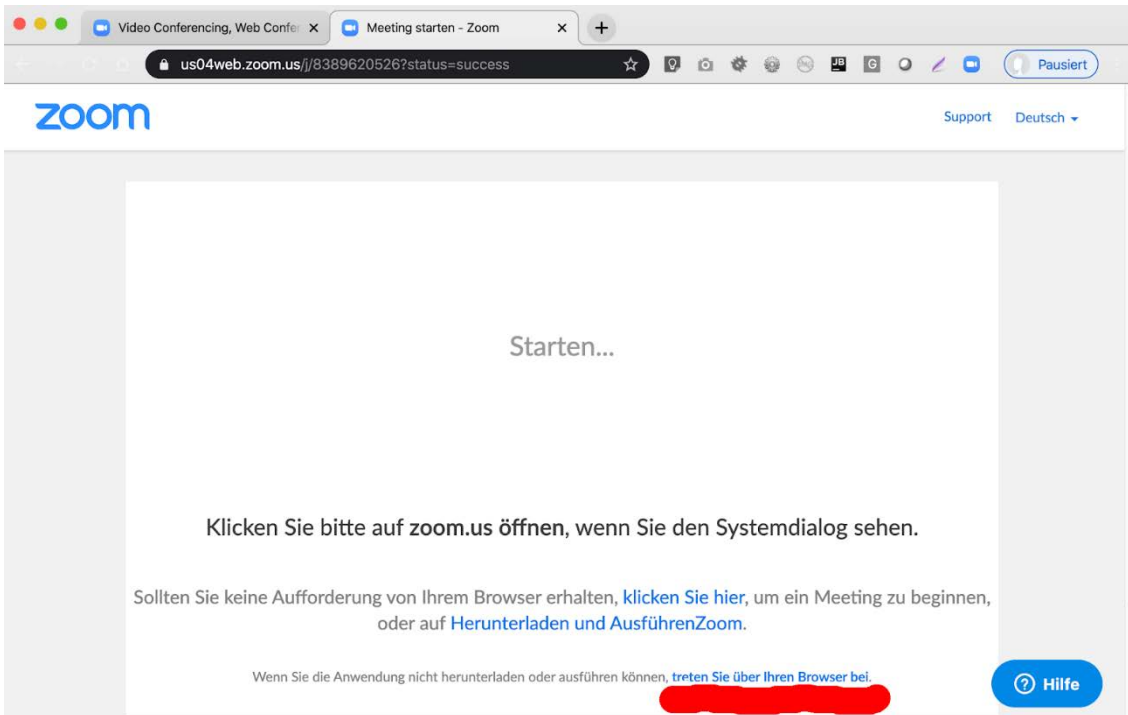


Click on the button “Abbrechen/ Cancel”.

YOUR DIGITAL COURSES IN ZOOM

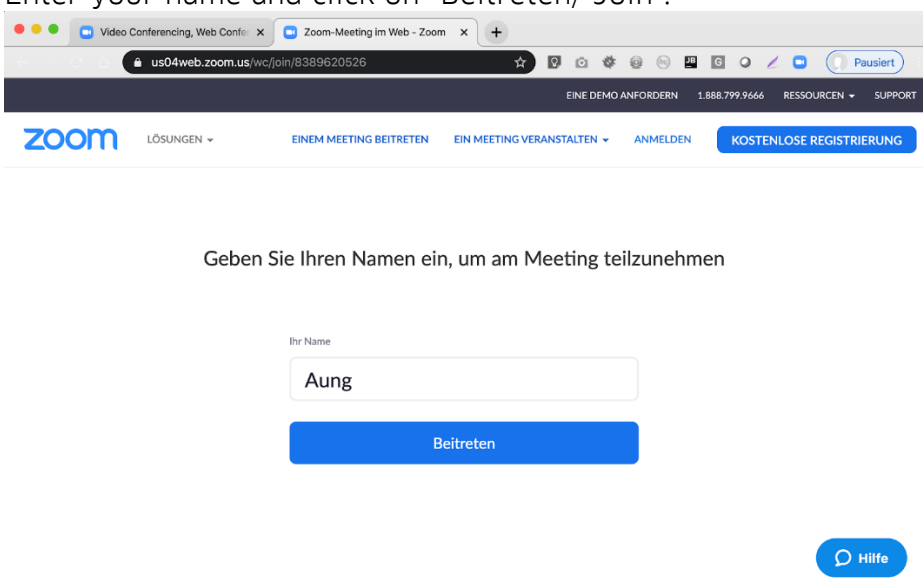
Step 3:

Click on the link underlined in red: (Treten Sie über Ihren Browser bei/ Join via browser).



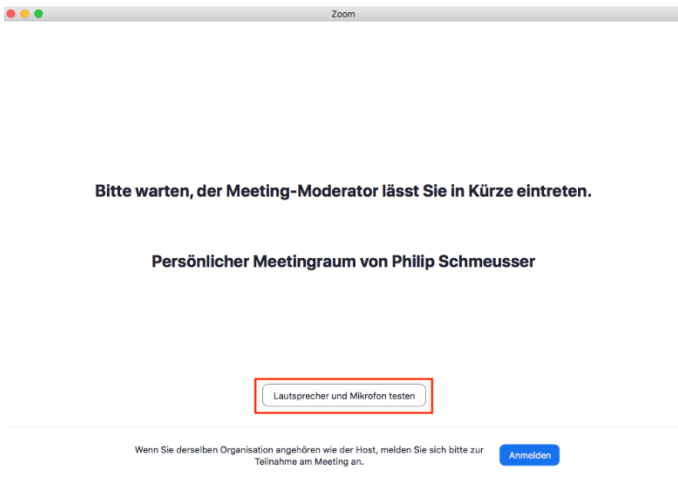
Step 4:

Enter your name and click on “Beitreten/ Join”.

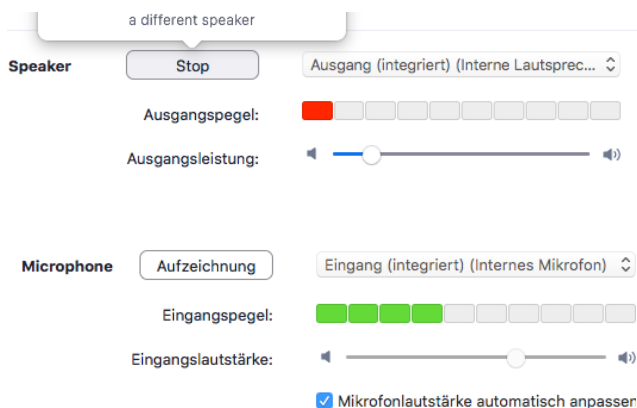


YOUR DIGITAL COURSES IN ZOOM

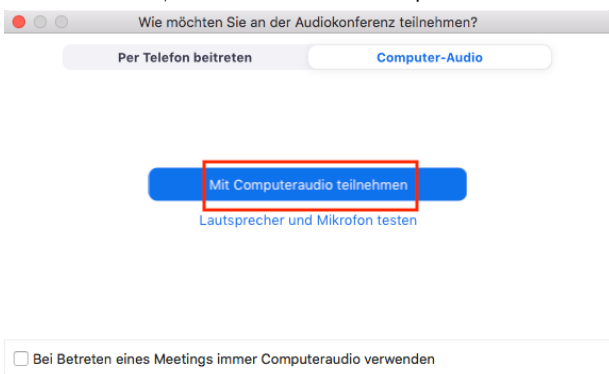
If you are being prompted to a waiting screen, please kindly use the time to check your audio settings (to get the best quality of sound, use a headset with a microphone).



Make sure you see the colored bars. If you still can't hear the audio, try the other options above the bars



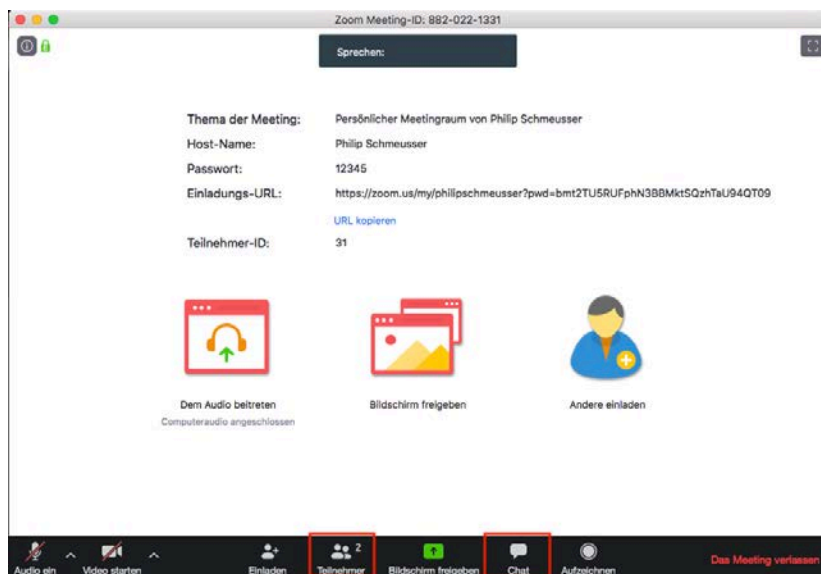
Afterwards, choose "Mit Computeraudio teilnehmen/Join with computer audio"



...and you are in!

YOUR DIGITAL COURSES IN ZOOM

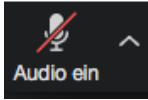
Click “Teilnehmer/ participants” and “chat” (on the bottom)...



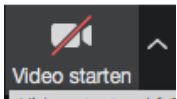
...and you're prompted with all options you will need for your participation in class!

Etiquette

In the room, please kindly follow some basic rules for a harmonious learning experience for you and the other participants:



Kindly mute your microphone when entering the room - you may switch it on later if needed



Kindly switch off your camera - to saves bandwidth



Kindly use the icons on the right to make yourself known. You can see the icons' explanations by hovering over them.



Kindly raise your hand if you have a question, want to throw in a comment, or make yourself known otherwise - take it down by clicking the icon again, if no longer needed.



Please kindly use this icon to express agreement.



Please kindly use this icon to express disagreement.



Please kindly use this icon to tell the speaker to slow down.



Please kindly use this icon to tell the speaker to speed up.



Additional icons are available: Thumbs up, thumbs down, clap your hands, "I need a break", and "afk" away from keyboard.