















# Das gefällt mir.

Das gefällt mir nicht.



**rot**





**blau**



**schwarz**









orange



**grau**








MAUS

MAUS



**Cutout template** *How is graffiti made? (Wie kommt ein Graffiti an die Wand?)* (Images)



Student materials

**Worksheet** *How is graffiti made? (Wie kommt ein Graffiti an die Wand?)*

1

2

3

4

5

**Worksheet** *How is graffiti made? (Wie kommt ein Graffiti an die Wand?)*

6

7







8

9

10



**Answer key 1** *How is graffiti made? (Wie kommt ein Graffiti an die Wand?)* (Images)





**Cutout template 1** *How is graffiti made? (Wie kommt ein Graffiti an die Wand?)* (Text)

He sprays his signature on the picture. For this he uses a stencil.

He outlines the letters and figures with dark colors.

He looks for the appropriate colors.

He sprays dots on the wall. They help him to draw the figures.

He puts on a gas mask and starts working.

Markus develops the concept on the computer.

He fills in the surfaces with color.

He makes the letters three dimensional. For this he uses a string.

He puts the picture in a grid. This serves as a template for the large picture on the wall.


He sprays the letters by hand on the wall.

**Answer key 2** *How is graffiti made? (Wie kommt ein Graffiti an die Wand?)* (Text)



1

Markus develops the concept on the computer.




2

He puts the picture in a grid. This serves as a template for the large picture on the wall.



3

He looks for the appropriate colors.



4

He puts on a gas mask and starts working.



5

He sprays dots on the wall. They help him to draw the figures.



6

He sprays the letters by hand on the wall.




7

He fills in the surfaces with color.



8

He makes the letters three dimensional. For this he uses a string.



9

He outlines the letters and figures with dark colors.



10

He sprays his signature on the picture. For this he uses a stencil.

**My word bank sheet** *Graffiti (Graffiti)*

