








LESSON PLAN

LESSON 1

LANGUAGE GOALS	ACTIVITIES	SOCIAL FORM*	TIME	MATERIAL**
Greeting	Teacher welcomes children.	-	-	Page 1
Can ask for name and say their name	Teacher introduces the structure „Ich heiße..“ by saying their name. Then they address a student by asking for their name, thus initiating a sequence activity. <i>Tip: The class can use a ball to guide the sequence activity.</i>		5 min	Page 2, 3
Can understand and filter information from a video	Teacher introduces briefly Felix and Franzi to the class. They explain that the two friends just moved from Germany to England and suggest to watch a video and see, how Felix is doing in England. The class watches the first part of the video <i>Note: Stop video at 1:15 min</i>		3 min	Page 3 Felix und Franzi (1): Kapitel 2 „Wie geht's dir?“
Can understand and filter information from a video	Teacher asks the children to recap briefly what was happening with Felix. They ask the children to repeat the question and Felix's answer to how he was feeling. <i>Note: There are shapes to cover the words. The teacher can remove them after the children repeat the question and answer.</i>		3 min	Page 4, 5

*** SOCIAL FORM**

-  = Plenum
-  = Group Activity
-  = Partner Activity
-  = Individual Activity

**** PHYSICAL AND DIGITAL MATERIAL LIST:**

- Presentation
- **Video 1:** Felix und Franzi (1): Kapitel 2 „Wie geht's dir?“
Link: <https://youtu.be/yZxHbghZ01o>

- **Video 2:** Felix und Franzi (1): Kapitel 4 „Das Gemälde“
Link: https://youtu.be/6cq_Xxf6_ms
- Craft worksheet "Feelings Dhart"
- Homework worksheet "Mir geht's ..."





Video 1







Video 2



LESSON PLAN
LESSON 1

LANGUAGE GOALS	ACTIVITIES	SOCIAL FORM*	TIME	MATERIAL**
Can understand and filter information from a video	The class watches the second half of the video and the teacher asks „How is Felix feeling now?“ The teacher writes down Felix’s answer. Then they ask the class “how are you feeling today? Let’s find out!”		3 min	Page 6, 7, 8
Can say how they are doing	Students do a classroom walk and ask each other how they are doing today. <i>Tip: The teacher can play (instrumental) music in the background, so the children have to speak a little louder to communicate.</i>	 	5 min	Page 9
Can understand and filter information from a video	The teacher explains that sometimes we like expressing our feelings in colors. The goal of the class is to create a mini painting/ feelings chart and present it. Therefore, we will learn to name the colors in German. They suggest to watch a great video of F&F, where they will present their paintings. After watching the video the teacher asks the children to name the colors they saw in the video. <i>Note: Stop video at 1:23</i>		5 min	Page 10, 11 Felix und Franzi (1): Kapitel 4 „Das Gemälde“

*** SOCIAL FORM**

-  = Plenum
-  = Group Activity
-  = Partner Activity
-  = Individual Activity

**** PHYSICAL AND DIGITAL MATERIAL LIST:**

- Presentation
- **Video 1:** Felix und Franzi (1): Kapitel 2 „Wie geht’s dir?“
Link: <https://youtu.be/yZxHbghZ01o>

- **Video 2:** Felix und Franzi (1): Kapitel 4 „Das Gemälde“
Link: https://youtu.be/6cq_Xxf6_ms
- Craft worksheet “Feelings Dhart”
- Homework worksheet “Mir geht’s ...”





Video 1



Video 2



LESSON PLAN
LESSON 1

LANGUAGE GOALS	ACTIVITIES	SOCIAL FORM*	TIME	MATERIAL**
Can understand colors	The teacher explains that the class will play a game now. The children will hear music and walk around the classroom, when the music stops, they will hear the teacher name a color (in German) and they have to find an object in that color and run to it.		5 min	Page 12
Can create and present mini feelings chart	The children paint their feelings chart and present it. <i>Note: The teacher should announce after 5-6 min that it is time to present. And show an example by presenting their own feelings chart.</i> <i>The teacher should walk around during this time and listen to the presentations.</i>	 	10 min	Page 13, 14 Craft worksheet „Feelings Chart”
End unit	Teacher possibly explains homework*, ends class and tells children they did an amazing job.		1 Min	Page 15/16

Homework	Students can fill out the worksheet “Mir geht’s...” to keep track of their emotions every day.
-----------------	--

*** SOCIAL FORM**

-  = Plenum
-  = Group Activity
-  = Partner Activity
-  = Individual Activity

**** PHYSICAL AND DIGITAL MATERIAL LIST:**

- Presentation
- **Video 1:** Felix und Franzi (1): Kapitel 2 „Wie geht’s dir?“
Link: <https://youtu.be/yZxHbghZ01o>

- **Video 2:** Felix und Franzi (1): Kapitel 4 „Das Gemälde“
Link: https://youtu.be/6cq_Xxf6_ms
- Craft worksheet “Feelings Dhart”
- Homework worksheet “Mir geht’s ...”

Video 1



Video 2

