







LESSON PLAN

LESSON 5

LANGUAGE GOALS	ACTIVITIES	SOCIAL FORM*	TIME	MATERIAL**
Greeting	Teacher welcomes children.	-	-	Page 1
Can say how they are doing	Teacher tells the children to do a class walk and ask each other, how they are doing. <i>(Students can possibly present their artworks/homework from the previous unit in small work groups.)</i>		5 min	Page 2
Can filter and understand information from a video	Teacher explains, that F&F just had their breakfast and now a surprise is waiting for them. They suggest watching the video to see what is happening. After watching the video, the class recaps briefly the situation. ▶ It's Felix birthday. ▶ His parents come to visit him. ▶ They celebrate his birthday together. ▶ Felix is very happy! <i>Note: Stop video at 0:45 sec</i>		3 min	Page 3 Felix und Franzi (2): Kapitel 3 „Felix's Geburtstagsfeier“

*** SOCIAL FORM**

-  = Plenum
-  = Group Activity
-  = Partner Activity
-  = Individual Activity

**** PHYSICAL AND DIGITAL MATERIAL LIST:**

- Presentation slides
- **Video:** Felix und Franzi (2): Kapitel 3 „Felix's Geburtstagsfeier“
Link: <https://youtu.be/pgRK66Vh9ds>
- Worksheet "Family tree"





Video



LESSON PLAN
LESSON 5

LANGUAGE GOALS	ACTIVITIES	SOCIAL FORM*	TIME	MATERIAL**
Can name family members	The teacher asks the children to fill out the family tree. <i>Note: During the activity the instructor can add family members to the presentation, if necessary.</i>		7 min	Page 4
Can name family members	The teacher asks the children, how they find the typical German breakfast. They suggest that the children form a discussion group and compare typical breakfasts from their countries to Germany. <i>(Note: During the discussion round, the teacher can start hanging up the question for the next activity/gallery walk)</i>		5 min	Page 5 worksheet "Family tree"
Can present their family tree	The teacher asks the children to present their family trees in small groups <i>(Note: During the discussion round, the teacher can walk around and help with missing vocabulary)</i>		5 min	Page 6
Can name family activities	The teacher presents first Felix's and then their favorite activity with their family. Then they ask the children to name their favorite family activities. The teacher collects the ideas on the board.		7 min	Page 7, 8, 9 Picture cards "Find team partner"

*** SOCIAL FORM**

-  = Plenum
-  = Group Activity
-  = Partner Activity
-  = Individual Activity



**** PHYSICAL AND DIGITAL MATERIAL LIST:**

- Presentation slides
- **Video:** Felix und Franzl (2): Kapitel 3 „Felix's Geburtstagsfeier“
Link: <https://youtu.be/pgRK66Vh9ds>
- Worksheet "Family tree"

Video



LESSON PLAN
LESSON 5

LANGUAGE GOALS	ACTIVITIES	SOCIAL FORM*	TIME	MATERIAL**
Can present their favourite family activity	The students do a classroom walk and ask each other for their favorite family activities using “am liebsten...”		7 Min.	Page 10
End unit	Teacher possibly explains homework , ends class and thanks them for their great presentations.		1 Min	Page 11

Homework	Students create a photo collage of their favorite family activities (drawing, digital print out etc..) They also write 2-3 sentences, presenting family members and using “am liebsten....”.
-----------------	--

*** SOCIAL FORM**

-  = Plenum
-  = Group Activity
-  = Partner Activity
-  = Individual Activity

**** PHYSICAL AND DIGITAL MATERIAL LIST:**

- Presentation slides
- **Video:** Felix und Franzl (2): Kapitel 3 „Felix's Geburtstagsfeier“
Link: <https://youtu.be/pgRK66Vh9ds>
- Worksheet “Family tree”

Video

