


Registering and Logging In on My.Goethe.de

Have you booked your language course via our website? Then you already have a My.Goethe.de-Account! *You can skip steps 1-7 and go directly to step 8!*

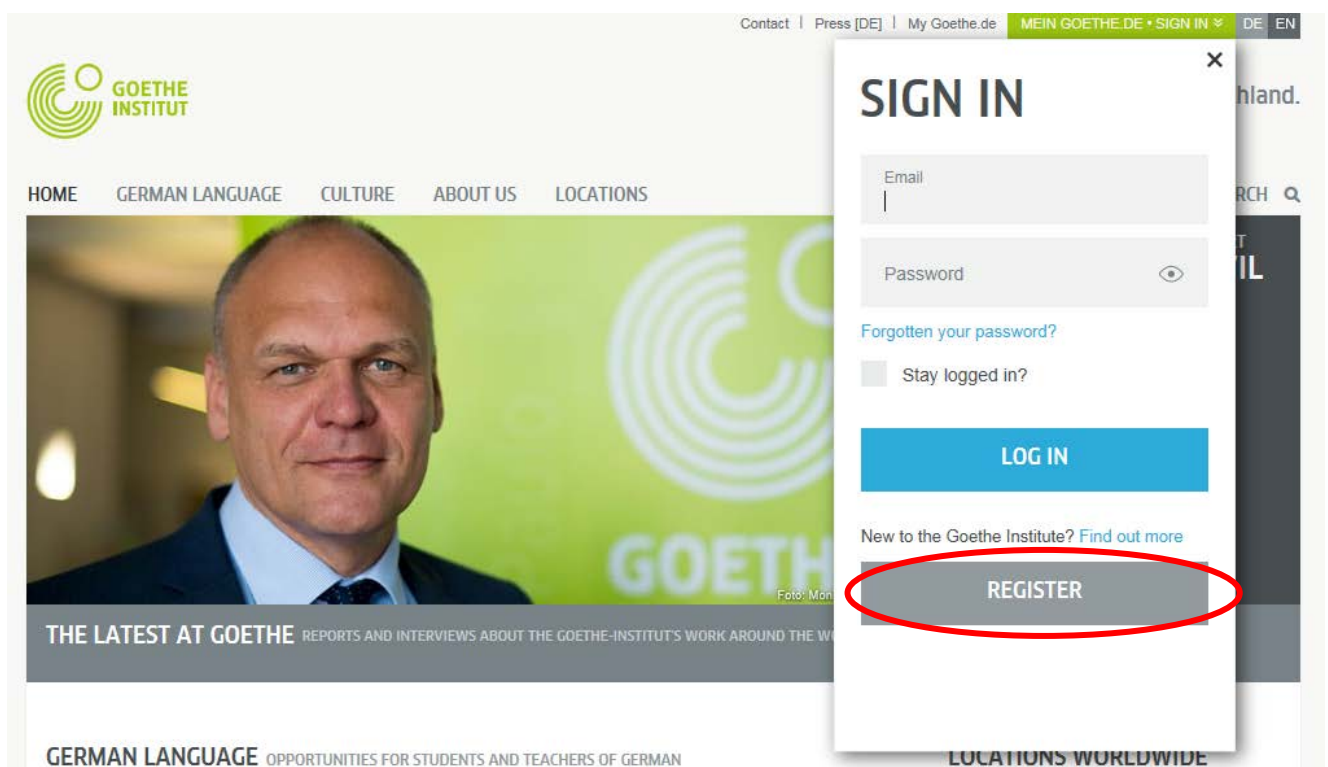
Please be aware that the email address and date of birth you used to open your “My.Goethe.de” account needs to be the same email you used when registering for your German course!

If you have not registered online and have never created an account before, this is what you need to do:

1. The entrance to the virtual world of the Goethe Institute is the **SIGN IN** button at www.goethe.de



This button will take you to the screen for registering and logging in. When you visit the page for the **first time**, click on the **'Register'** button.



2. Enter your email address, your (personal, chosen by you) password and country here. Click the box for “consent to the creation of a personalized user profile”. Finally, click on “**REGISTER**” to complete the process.

REGISTER

Register free of charge and take advantage of all the Goethe-Institut offers: Learning platform and "German for you" community, Book German courses and exams, Library catalogue and loans, Newsletter and apps

E-mail *

Password *

Country *

Privacy and Terms * Our [terms of use](#) and the [data protection declaration](#) apply.

I consent to the [creation of a personalised user profile in the login area](#), [publication of data in the communities of the Goethe-Institut](#), [consolidation of data in the central customer database of the Goethe-Institut](#), and the [transfer of data to other Goethe-Instituts and/or the authorities](#).

3. You will now see confirmation that you have registered successfully;

ACCOUNT SETUP SUCCESS.
Please click on the confirmation link in the email you've just received.

CAMERA-WIELDING SOPRANO
STILL LIFE WITH TOMATOES

(9 February 2015) In art history, the tomato was a prominent feature for Andy Warhol with his Campbell's soup cans. Yet Christine Schäfer reveals that vegetables can be more than industrially produced foodstuffs. And that she is more than a world-renowned soprano. [more ...]

THE LATEST AT GOETHE
A LETTER FROM NEW YORK
MELLOW STATE OF EMERGENCY

THE PEOPLE HERE
AREN'T SO EASILY
INSULTED"

THIS MAY ALSO INTEREST
YOU!"

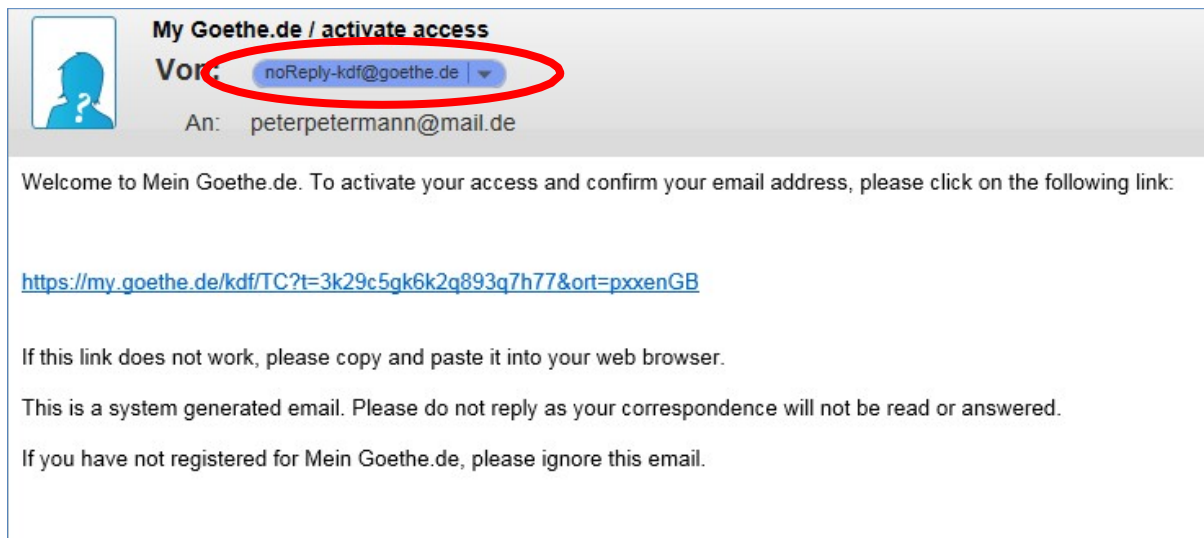
KEEPING THE MINUTES IN
PICTURES

GERMAN LANGUAGE OPPORTUNITIES FOR STUDENTS AND TEACHERS OF GERMAN

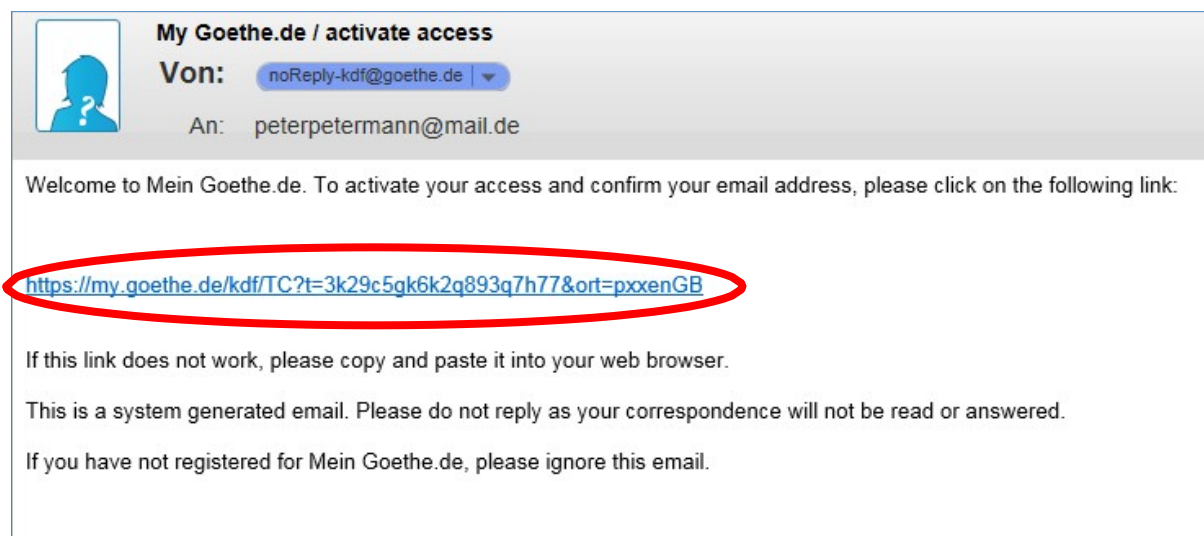
LOCATIONS WORLDWIDE

GERMAN COURSES GERMAN EXAMINATIONS TEACHING GERMAN

4. Check your inbox for an email with the sender 'noReply-kdf'¹



5. Open the email with the heading 'My Goethe.de / activate access' and click on the confirmation link within.²

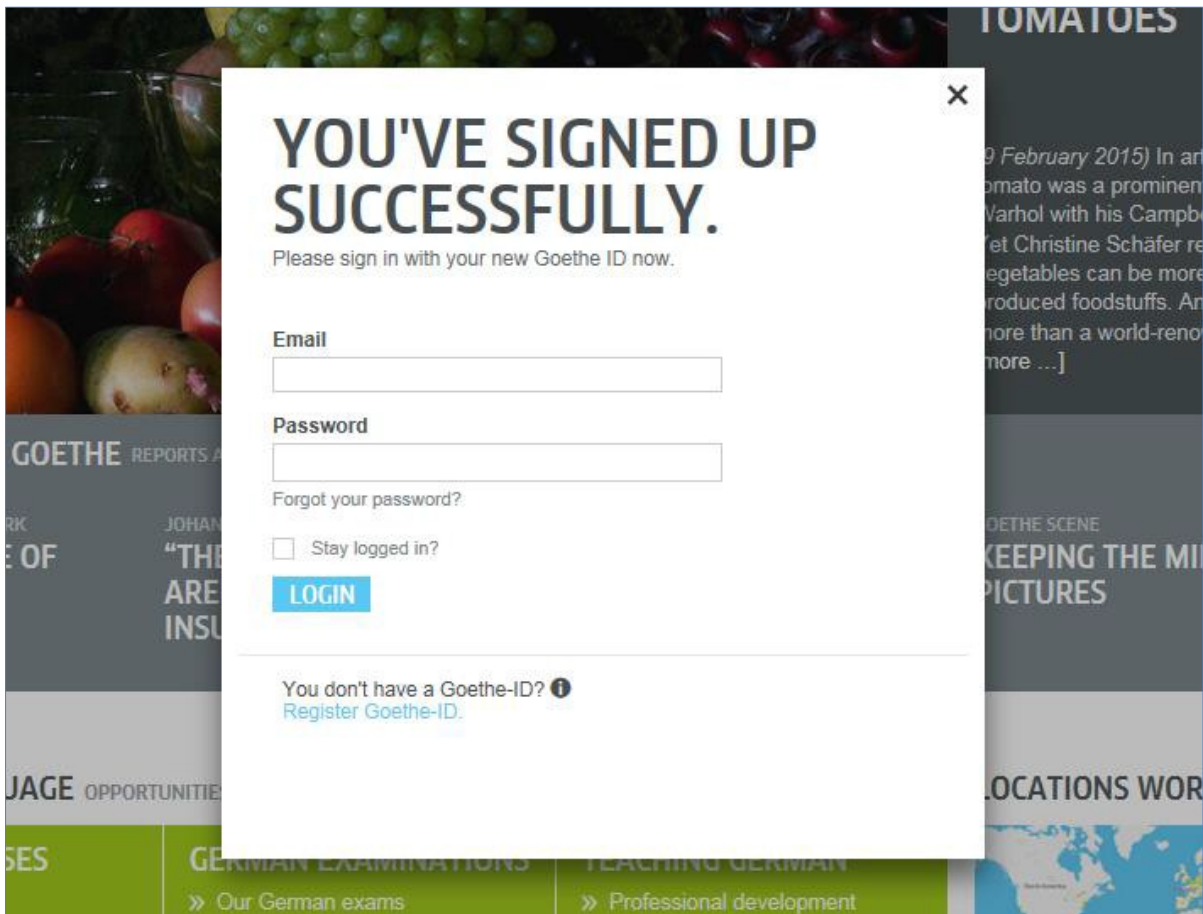


¹ We need to send this email in order to check whether your login definitely works with the email address given.

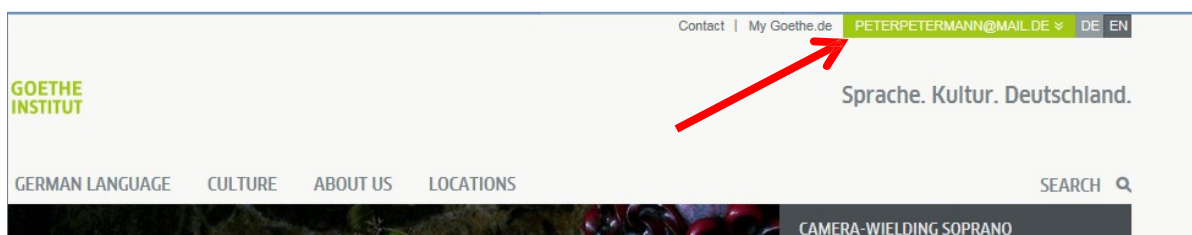
² **Warning:** If you do not see any emails with the sender address noReply-kdf@goethe.de in your inbox, it may be because of the following:

- The activation email comes from outside the scope of your email program and email provider, from an unknown sender, and contains standardized content. Mails with these features are often not sent directly. Check your 'spam' or 'unknown' mailbox (or equivalent thereof), as our activation email may have gone there instead.
- If this is not the case, you may have made a mistake when entering your email address. Go back to the registration page on MeinGoethe.de. If you attempt to log in and receive a message that the address has already been registered, the problem lies elsewhere. If that is the case, please inform the language course office or your instructor.

- The link will take you back to the login screen. Enter your email address and password, and then click **LOGIN**.



- Click again on your personal username...



... and then on **MY GOETHE.DE**

