

LEARNING OBJECTIVES

Students can count from 1-20

Students can create and present a snapshot

DIDACTICS AND TIPS FOR TEACHERS

PART 1: MEIN SCHNAPPSCHUSS

STEP	ACTIVITIES	SOCIAL FORM*	TIME	MATERIALS**
1. Introduction	<p>The teacher presents the illustration FUßBALLERIN covered. He/she reveals it step by step and asks the students the following questions, e.g.: <i>Look at the photo! What do you see? What is she doing? What are her hobbies? etc.</i></p> <p>After the pupils have expressed their guesses, the teacher uncovers the entire photo. The teacher discusses briefly the pupils' interests, e.g. <i>Do you also like to play football? / Who likes to play football? Please stand up...</i></p>		5 min	<ul style="list-style-type: none"> Illustration FUßBALLERIN I
2. Elaboration	<p>The teacher asks the pupils: <i>How many players does a football team have?</i></p> <p>The teacher waits for a response from the children and says: <i>Let's just take a look at the German women's soccer team and see if you're right</i> and shows the photo DEUTSCHE FRAUEN-FUßBALLMANNSCHAFT. She starts counting in German alone or together with the students (depending on the level of pupils' knowledge).</p>		10 min	<ul style="list-style-type: none"> Photo DEUTSCHE FRAUEN-FUßBALLMANNSCHAFT Numbers 1-20 Activation video https://www.youtube.com/watch?v=6x0Lzusk2LM 




* SOCIAL FORM

 = Plenum  = Small Group  = Partners  = Individual

** MATERIALS

Vocabulary, useful phrases, grammar, tips for learning, QR codes for links

DIDACTICS AND TIPS FOR TEACHERS
PART 2: **MEIN TRIKOT**

STEP	ACTIVITIES	SOCIAL FORM*	TIME	MATERIALS**
2a. Extra exercise	The instructor hands out the worksheet ZAHLEN-DOMINO and asks the pupils to work in pairs to solve the domino.		5 min	• Worksheet ZAHLEN-DOMINO
3. Elaboration	The teacher explains to the pupils that they will play a number race (relay) and number the jerseys of the football teams. They divide the students into two groups and asks each team to form a line in front of the board. Then she gives the first person a pen and names a number. The students run to the blackboard and write the number they heard on one of the jerseys of their team (The teacher needs to project two separate pictures here). Then they run back to the group, give the pen to the next person and stand in the back. The team, which gets the most numbers right, wins.		7 min	• Numbers 1-20
4. Elaboration	The teacher notes that the students are now going on a gallery walk, looking at photos with with soccer players and counting them. The students go on a gallery walk in pairs and count the soccer players in the photos together. <i>Tip: to ensure the pupils can check their solutions, the teacher can write the number in words and numbers on the back of the photos. Then the teams can check their answers independently.</i> Worksheet GALLERY WALK		10 min	• Useful phrase: „Ich sehe.....Fußballspielerinnen“ • Worksheet GALLERY WALK

*** SOCIAL FORM**

 = Plenum  = Small Group  = Partners  = Individual

**** MATERIALS**

Vocabulary, useful phrases, grammar, tips for learning, QR codes for links

DIDACTICS AND TIPS FOR TEACHERS
PART 2: **MEIN TRIKOT**

STEP	ACTIVITIES	SOCIAL FORM*	TIME	MATERIALS**
4a. BONUS	Strong learners can complete an additional task, like the following: <i>Count all the players you see in the photos. How many are there in total?</i>			
5. Main task	The instructor asks students whether they enjoyed the gallery walk and the snapshots. Then she explains the term “Schnappschuss” by describing it as a translation for “snapshot”. She explains that now the students can become sports photographers and create their own snapshots. She gives out the worksheet MEIN SCHNAPPSCHUSS . The students create individually a “snapshot” but work in small groups. The pupils need scissors and glue for this task. At the end, the LK asks the SuS to count their players in the photo. Then the students go on a class walk and present their snapshots.		18 min	<ul style="list-style-type: none"> Worksheet MEIN SCHNAPPSCHUSS Useful phrases: <i>Ich sehe ... (ZAHL) Fußballspielerinnen in deinem Schnappschuss. Ist das korrekt?</i> <i>Wie viele Fußballspielerinnen habe ich?</i> Scissors and glue
5a. BONUS	Strong learners can complete an additional task, like the following: <i>Count all the players you see on the snapshots. How many are there in total?</i>			

*** SOCIAL FORM**

 = Plenum  = Small Group  = Partners  = Individual

**** MATERIALS**

Vocabulary, useful phrases, grammar, tips for learning, QR codes for links