


Goal
 You know the other students in the partner class.
 You know the key dates of Audre Lorde's life and her importance for diversity movements in the USA and Germany.
 You can talk about unique characteristics of your partner.

Language learning goal
 You can ask for personal information and express the unique characteristics of your partner in five words.
 You can understand slogan-like descriptions and ask questions about them.

FIVE WORDS ABOUT ME

What is special about you?
 How do you differ from others?
 How diverse is your class and your partner class?
 You can discuss this with a student from your partner class.


YOUR ASSIGNMENTS:

1  The five words on the t-shirt are a quote and at the same time the self-designation of a famous person: **Audre Lorde**.
 Research on the internet: What can you learn about her?

Audre Lorde - Results of my internet search





Photo from: #qp
 (Queer für Deutschlernende)
www.goethe.de/ins/mx/de/kul/wir/50s/que.html
 Page 33
 Herausgeber: Goethe-Institut New York
 30 Irving Place, New York, NY 10003

2  You will meet your partner in a video chat and then you will create a personal t-shirt for him/her.
 What do you want to learn from him/her? What do you want to ask him/her?


Questions for your partner:

FIVE WORDS ABOUT ME

3  You have the contact information for your partner.
Get together in a video chat. Talk to each other and ask your questions.

4  Discuss the results of your internet research.
What did you both learn about Audre Lorde?
Also discuss the following questions:

- What are the connections in her life to the United States and Germany?
- Which movements or socio-political groups can be traced back to her?
- To what extent does the theme of diversity play a role in her life and work?
- What does the self-designation "Black Lesbian Feminist Mother Poet Warrior" mean?

5  Now design a t-shirt for your partner with five words that express his/her unique characteristics.
You can use a text or image processing program or paint a t-shirt and take a picture of it.
Then post it on the digital pin board.
Check out the other students' t-shirts and ask questions using the comments function.

