

MONUMENTS OF THE FUTURE ?

Preview of the Workshop Toolkit

23.01.2023

Monuments of the Future?

Monuments are always under scrutiny: While Confederate monuments in the USA are being removed from public spaces - sometimes by force - activists in Germany are campaigning for the renaming of streets currently dedicated to personalities who were involved in colonial oppression.

New monuments, on the other hand, are to be erected to commemorate people and communities whose social achievements have received little recognition to date.

Commemorative culture touches on both political representation and daily life. What is remembered and what remains invisible is a matter of public interest.

The project "Monuments of the Future?" Explored and discussed the processes involved in the construction, dismantling or updating of monuments, which do not always take place under the eyes of the public.

As a result of the project a workshop toolkit was developed that serves partner institutions of the Goethe-Institut as a basis or supplement for conducting their own workshops on monuments and memory culture.

About the Toolkit

The toolkit supports young people in prototyping not only a memorial but also the process of creation itself. By observing the environment and approaching it through a variety of media, it enables critical reflection on memorial culture as well as the identification of gaps in the participants' immediate environment.

The workshop is designed to enrich the group with a perspective that focuses on collaborative creative processes and transdisciplinarity, and incorporates issues of historiography and the negotiation of dissent and consensus. By looking at existing monuments, participants engage with history and can add to it, change it, renew it, or determine a new position from their perspective.

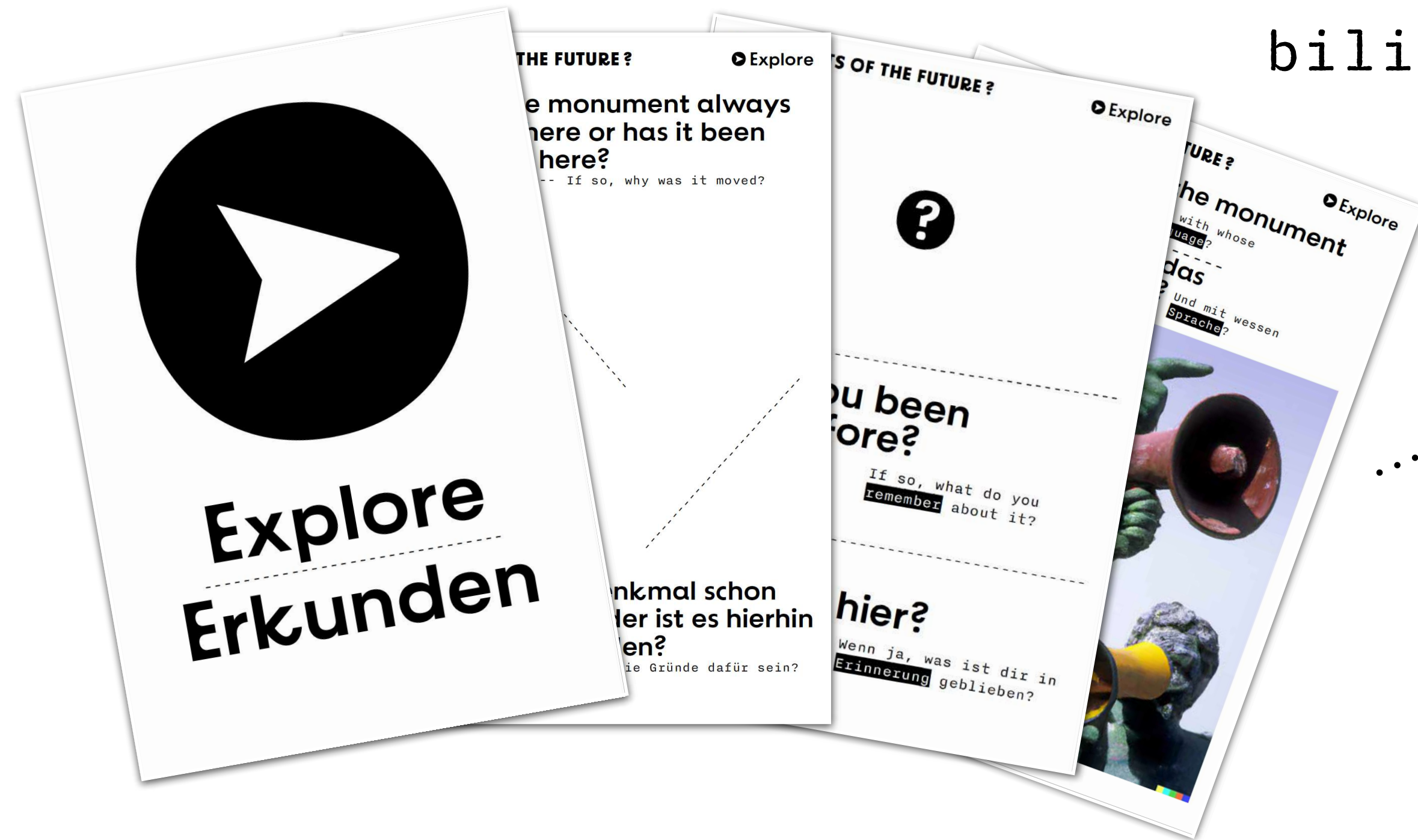
Through exercises and assignments, some individual and some group, participants learn to work both independently and cooperatively. Moderation by the respective mediators and teachers from the partner institutions helps to find compromises and overcome creative blockades.

Participants pursue their own interests.

They may research and analyze, but also draw, design and build.

Toolkit Elements

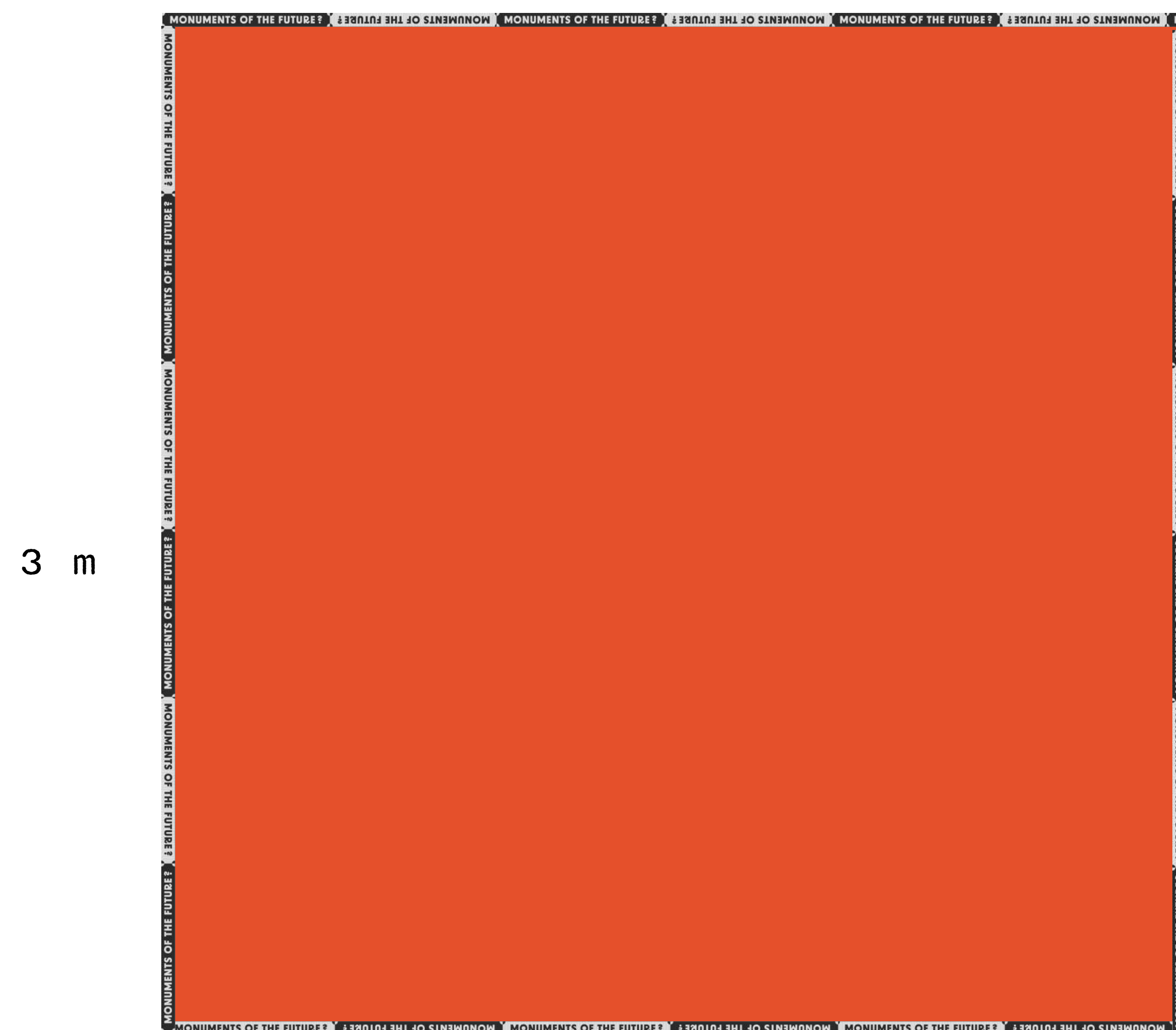
Set of 48 cards;
bilingual English/German



Bag for transportation



Blanket to spread out in
public space and mark a
workshop location



Mold for own plaque
and utensils for
further actions




Workshop Structure

The structure of the workshop imitates a design process and is divided into three phases with different goals. Single Phases can also be used on their own.

Explore:

Corresponds to research.
Visit an existing monument and ask questions about it.




Explore

Erkunden

Discuss:

Find the meaning and purpose of your own monument or update an existing monument.
At the end, the group creates a briefing for their monument proposal.




Discuss

Diskutieren

Imagine:

With the help of different techniques and interventions, the participants develop their monument proposal and present it.



Imagine

Stell dir vor

Workshop Contents

In each phase, the following three types of cards can be found:

Questions

that stimulate observations, initiate conversations, and guide through complex issues.

Case studies

and informative stories that give examples to questions

Actions

and small interventions that activate the participants and make the questions tangible.

MONUMENTS OF THE FUTURE ? Explore

Has the monument always stood here or has it been moved here?

 If so, why was it moved?

MONUMENTS OF THE FUTURE ? Explore

Who does the monument address? And with whose language?

Wen spricht das Denkmal an? Und mit wessen Sprache?



E11


MONUMENTS OF THE FUTURE ? Discuss



MONUMENTS OF THE FUTURE ? Discuss

Is building a monument the best way to remember?

 Ist es die beste Art der Erinnerung? Statue zu bauen?



D2

MONUMENTS OF THE FUTURE ? Discuss

Why do we need monuments?

 Wofür brauchen wir Denkmäler?

D1

MONUMENTS OF THE FUTURE ? Discuss

WHAT'S / WAS YOUR / IST EUER MONUMENT OF THE FUTURE ?

Action

1
 STEP --- SCHRITT

Which memories do we share?

 Welche Erinnerungen teilen wir?

Bring a personal memory object.
 • What does it mean to you?
 • Does anyone in the group have a similar story to tell?
 • What do you have in common?

Bring einen persönlichen Erinnerungsgegenstand mit.
 • Was bedeutet er für dich?
 • Hat jemand in der Gruppe eine ähnliche Geschichte zu erzählen?
 • Wo liegen die Gemeinsamkeiten?

D9-A

Action


Can you imagine the monument in 50 years?
 Can you draw it?

Wie stellst du dir das Denkmal in 50 Jahren vor?
 Kannst du es zeichnen?

E7

Example for an Action: Making a Plaque

MONUMENTS OF THE FUTURE?



ANTI Kolonialdenkmal

? What is the meaning of the inscription on a monument?
Welche Bedeutung hat die Inschrift eines Denkmals?

15

MONUMENTS OF THE FUTURE?

CASE STUDY In the Nelson Mandela Park in Bremen, Germany, there is a large elephant made of brick. It was erected as an imperial colonial honorary monument in 1931 and was a symbol of German colonialism. In 1989, it was rededicated by adding a new bronze plaque, and the elephant became an **anti-colonial monument**—without any changes to the statue itself.

FALLBEISPIEL Im Nelson-Mandela-Park in Bremen steht ein großer Elefant aus Backstein. Er wurde als Reichskolonialehrendenkmal 1931 errichtet und war ein Wahrzeichen des deutschen Kolonialismus. 1989 wurde er umgewidmet: Durch das Anbringen einer neuen Bronzetafel wurde der Elefant zum **Antikolonialdenkmal** - ohne dass die Statue selbst dafür verändert wurde.

Action

Cast a plaque for your memorial using the mold you'll find in the Memory Box. What do you want it to be called? What information do you want to give about the monument? Ask a question, honor a place ...?

Gieß eine Gedenktafel für euer Denkmal mit der Form, die ihr in der Memory Box findet. Wie soll das Denkmal heißen? Welche Informationen wollt ihr über das Denkmal geben? Stellt ihr eine Frage, fordert ihr die Besucher:innen zu etwas heraus ...?

15

special molding sand



a set of letters/
3D printed



the surface is smoothed

set mirrored



press into the sand

Pour plaster and let it harden; remove from mold with a spatula or brush and save the sand for the next round



Cast a plaque for your memorial using the mold you'll find in the toolkit. What do you want it to be called? What information do you want to give about the monument? Ask a question, honor a place...?