



LESSON PLAN

Topic 3 – Session 2 (of 3)

Objective

To be able to label colours and talk about favourite colours

German Words Learning Goals

- | | | | |
|-----------|--------|------------------|----------------|
| • rot | red | • weiß | white |
| • orange | orange | • golden | gold |
| • gelb | yellow | • silbern | silver |
| • grün | green | • braun | brown |
| • blau | blue | • bunt | multi-coloured |
| • schwarz | black | • der Regenbogen | the rainbow |
| • grau | grey | | |
| • rosa | pink | | |
| • lila | purple | | |

German Phrases Learning Goals

- Was ist deine Lieblingsfarbe?
What is your favourite colour?
- Meine Lieblingsfarbe ist ...
My favourite colour is...
- Welche Farbe ist das?
Which colour is this/that?
- Das ist ...
That/this is...
- Meine Lieblingsfarben sind ...
My favourite colours are...




Materials

- Interactive whiteboard/screen+ internet access
- Felix and Franzi letterbox
- Felix and Franzi puppets
- Samples of colour- these could be fabric scraps, coloured card, paint pots, pencils, plastic bottle tops, lego, counting cubes etc.
- Examples of paintings- these could be postcards or prints or online. They could also be pictures in books. Some picture books may be available for purchase from the Goethe-Institut.
- Colour domino game worksheet

Time	Social Form	Learning Objective	Content	Materials.	Teacher Phrases and Gestures
10 min	Whole group	The children can join in with a song	<p>Sing Felix and Franzi out of the letterbox, with the music. https://www.goethe.de/resources/files/mp31/halo_felix_mastered.mp3 All join in with the Regenbogen song. Music: https://www.goethe.de/resources/files/mp31/rainbow_lid_mastered.mp3 Lyrics: Chrome https://www.goethe.de/resources/files/pdf94/arbeitsblatt_unit_4_2_regenbogenlied.pdf Felix and Franzi come out with some pieces of colour and ask the learners 'Welche Farbe ist das?' Learners</p>	<ul style="list-style-type: none"> • Felix and Franzi puppets and box 	<p>Hallo Felix, Hallo Franzi! – Hello Felix, Hello Franzi!</p> <p>Guten Morgen, Guten Tag! – Good morning, good day!</p> <p>Encourage children to wave to the puppets and clap along to the song. End the song with a big "Hallo"</p>



Time	Social Form	Learning Objective	Content	Materials.	Teacher Phrases and Gestures
			reply with either the colour word or the sentence: 'Das ist..'		
10 min	Pair work or small groups	The children can identify and name colours	<p>Several activities to memorize the colours in German:</p> <ul style="list-style-type: none"> Put the learners into small groups and tell them to play the colour domino game. Briefly explain the game concept. The class can play a quick game called "colour match": One child names a colour in German and the other children run and point to an object, which matches that colour. Share out examples of paintings. Introduce the artist. In pairs, learners can talk about the colours in their paintings: 'Welche Farbe ist das?' (pointing to a colour) 'Das ist....' They could then present their painting to the group. 	<ul style="list-style-type: none"> Colour domino game worksheet Examples of paintings 	<p>Wir machen ein Dominospiel - We are going to play a domino Game</p> <p>Seid ihr bereit? - Are you ready?</p>
8 min	Whole group	The children can say what their favourite colour is	<p>Felix introduces the idea of favourite colours by saying 'Meine Lieblingsfarbe ist grün'. and asks Franz: 'Was ist deine Lieblingsfarbe?' Franz replies with: 'Meine Lieblingsfarbe ist gelb.' Franz then asks the leader and then some of the learners. Learners can reply with whole sentence or just colour word.</p> <p>Do a walk and freeze activity with the learners: Write the following question and answer on the board:</p> <ul style="list-style-type: none"> Was ist deine Lieblingsfarbe? Meine Lieblingsfarbe ist 	<ul style="list-style-type: none"> Screen/ internet access Music 	<p>Was ist deine Lieblingsfarbe? - What is your favourite colour?</p> <p>Meine Lieblingsfarbe ist ... - My favourite colour is...</p>

Time	Social Form	Learning Objective	Content	Materials.	Teacher Phrases and Gestures
GERMAN CLUB FELIX UND FRANZI			Play some music and let the learners walk or dance around the classroom. When the music stops, the learners have to find a partner and start the conversation about their favourite colour. Play the music again. Do at least three rounds.		 
2 min	Whole class	The children can join in with a song	Sing Felix and Franzi back into the box. https://www.goethe.de/resources/files/mp31/goodbye_felix_mastered.mp3		Auf Wiedersehen Felix, auf Wiedersehen, Franzi – Goodbye Felix, goodbye Franzi. Incorporate a goodbye wave and use the ritual for putting the puppets back into the box.