















Text sheet: I want to be...	Englisch
	cover
	<p>What do you want to be? Elina and Nali are telling you what they want to be.</p>
	<p>“Look,” Nali says. “There’s Mum.”</p>
	<p>“When I grow up, I want to be a police officer, too. Like Mum!”</p>
	<p>“I want to be a barber, like Dad,” Elina says.</p>
	No text
	<p>“I like flowers,” Nali says. “I could also sell flowers when I grow up.”</p>
	<p>“I could also become a bus driver,” says Elina.</p>
	<p>“Oh, I like ice-cream,” Nali says. “Imagine selling ice-cream all day!”</p>
	No text
	No text
	<p>“I want to learn how to cook,” Elina says. “Like Grandma?” “Yes!”</p>
	No text
	<p>“I want to learn how to read,” says Nali. Elina grabs a book. “Let me read for you,” she says.</p>

After Reading Activity Sheet for Teachers

Story Title: I Want to Be?

Age Group: 5-8 years

Skills Focus: Comprehension, Speaking, Drawing, Writing, Career Awareness

1. Story Summary (Teacher's Guide)

In this short and imaginative story, two children, Nali and Elina, talk about what they want to be when they grow up. Inspired by their family members, they dream of becoming police officers, barbers, flower sellers, bus drivers, chefs, and more. The story encourages creativity, future thinking, and appreciation of different jobs.

2. Comprehension Questions

- Who do Nali and Elina see at the beginning of the story?
- What job does Nali's mum do?
- What job does Elina's dad do?
- What things does Nali say she likes?
- Who wants to learn how to cook?
- What does Elina do at the end of the story?

3. Vocabulary (Key Words to Reinforce)

- Police officer
- Barber
- Flowers
- Ice-cream
- Cook
- Read

You can use flashcards, draw pictures, or act out the jobs to support understanding.

4. Discussion Prompt (Circle Time or Small Groups)

- "What do you want to be when you grow up? Why?"

Encourage each child to share their ideas.

Let them know that it's okay to have more than one dream!

5. Creative Activity (Drawing & Writing)

- Draw yourself in the job you want to have when you grow up.
- Optional: Write or dictate one sentence to go with the picture:

"I want to be a _____."

6. Extension Ideas

- Role-play different jobs in class (using props or costumes).
- Invite parents or community members to talk about their jobs.
- Create a "Job Wall" where all children's dream job pictures are displayed